

Outdoor spotlight for wall, stem and ground installation
 Adjustable luminaire with stable fastening in the chosen point
 Material: low copper content die-cast aluminium
 Diffuser: ultra-white transparent tempered glass, sealed to the frame
 Light source: mains voltage LED module, compatible with phase-cut dimmers
 The spotlight is hermetically sealed with a two-component resin and supplied with a 1,5 m H05RN-F buriable cable. The cable can pass through a special hole in the base of the arm
 Finish with double painting (epoxy-based primer and polyester powder coating) after anti-corrosion treatments

On request versions (additional code):

- MT7** 7 m cable length
- HC** Honeycomb optic 10°

Dimensions	Ø 120 x H 136 x 36 mm
Light source	LED
Wattage	15 W
Power supply	220-240 V 50/60 Hz
Light source output	1660 lm
System output	1050 lm
System efficiency	70 lm/W
Color Rendering Index – CRI	≥80
LED energy class	E (4000K), F (2700K), F (3000K)
LED lifetime	L70 B10 45.000 h
Standard Deviation Color Matching (SDCM)	MacAdam step 3
Electrical insulation class	Class I
IP rating	IP 67
Impact resistance rating	IK 08 (5 Joules)
Norms	EN 60598-1 +2-1
Weight	0.72 kg
Conformity	CE UK CA

CODE OPTIONS

FINISH

- AG** ALUMINIUM GREY
- AN** ANTHRACITE
- BR** BRONZE
- VE** GREEN

COLOUR TEMP.

- 27K** 2700K
- 3K** 3000K
- 4K** 4000K

OPTIC















- standard** 40°
- optional optics
- 12** 12°
- 90** 90°

on request:

- CO** CORTEN



ACCESSORIES

<p>CLOCK STEM H 600</p>  <p>4693</p>	<p>CLOCK STEM H 1200</p>  <p>4694</p>	<p>CLOCK STEM H 2300</p>  <p>4699</p>	<p>ACCESSORIES WATERPROOF CONNECTOR</p>  <p>1941</p>
<p>ACCESSORIES WATERPROOF CONNECTOR</p>  <p>1944</p>	<p>ACCESSORIES WATERPROOF CONNECTOR</p>  <p>1942</p>	<p>CLOCK 120 SHIELD</p>  <p>4669</p>	<p>CLOCK STEM JOINT</p>  <p>4695</p>
<p>CLOCK SPIKE</p>  <p>4691</p>	<p>CLOCK WALL ARM 380</p>  <p>4692</p>	<p>CLOCK STEM WALL SUPPORT</p>  <p>4681</p>	<p>CLOCK STEM WALL 900</p>  <p>4682</p>
<p>CLOCK STEM WALL 1800</p>  <p>4683</p>	<p>CLOCK STRAP</p>  <p>1602</p>		

CLOCK THE SERIES

