

Outdoor spotlight for wall, stem and ground installation
 Adjustable luminaire with stable fastening in the chosen point
 Material: low copper content die-cast aluminium
 Diffuser: ultra-white transparent tempered glass, sealed to the frame
 External 24V DC driver for parallel connection, compliant with EN 61347-2-13 Standard, to be ordered separately
 Light source: 1 RGBW LED and a device to receive DMX standard 512 signal sent from the control unit code 1181 or another compatible unit / The contained light source is intended for use in applications requiring high-quality coloured light
 Supplied with 0,5 m cable: signal + 24V
 Up to 32 luminaires can be connected to each control unit
 Finish with double painting (epoxy-based primer and polyester powder coating) after anti-corrosion treatments

Dimensions	Ø 80 x H 96 x 36 mm
Light source	LED RGBW
Light source info	max
Wattage	12 W
Power supply	24 Vdc
Light source output	330 lm
System output	230 lm
System efficiency	19 lm/W
Electrical insulation class	Class III
IP rating	IP 67
Impact resistance rating	IK 08 (5 Joules)
Norms	EN 60598-1 +2-1
Weight	0.44 kg
Conformity	CE UK CA

CODE OPTIONS

FINISH

AG ALUMINIUM GREY
AN ANTHRACITE
BR BRONZE
VE GREEN













on request:

CO CORTEN
BI WHITE

OPTIC

standard 30°
 optional optics
10 10°
54 54°

ACCESSORIES

<p>CLOCK STEM H 600</p>  <p>4693</p>	<p>CLOCK STEM H 1200</p>  <p>4694</p>	<p>CLOCK STEM H 2300</p>  <p>4699</p>	<p>CLOCK 80 SHIELD</p>  <p>4668</p>
<p>CLOCK STEM JOINT</p>  <p>4695</p>	<p>CLOCK SPIKE</p>  <p>4691</p>	<p>CLOCK WALL ARM 380</p>  <p>4692</p>	<p>CLOCK STEM WALL SUPPORT</p>  <p>4681</p>
<p>CLOCK STEM WALL 900</p> <p>4682</p>	<p>CLOCK STEM WALL 1800</p> <p>4683</p>	<p>ACCESSORIES SIGNAL GENERATOR</p>  <p>1181</p>	<p>ACCESSORIES 24V DRIVER - 24W</p>  <p>1924</p>
<p>ACCESSORIES 24V DRIVER - 60W</p>  <p>1925</p>	<p>ACCESSORIES 24V DRIVER - 150W</p>  <p>1926</p>		

RGBW THE SERIES

