



Outdoor ground/wall recessed luminaire

Max. load pressure 2.000 kg (in-ground box + luminaire + covering flange together for drive-over use)

Material: low copper content die-cast aluminium

Diffuser: ultra-white transparent tempered glass

External 24V DC driver for parallel connection, compliant with EN 61347-2-13 Standard, to be ordered separately

Light source: 1 RGBW LED and a device to receive DMX standard 512 signal sent from the control unit code 1181 or another compatible unit / The contained light source is intended for use in applications requiring high-quality coloured light

Adjustable optics  $\pm 15^\circ$

Supplied with 0,5 m cable: signal + 24V

Up to 32 luminaires can be connected to each control unit

Finish with double painting (epoxy-based primer and polyester powder coating) after anti-corrosion treatments

On request versions (additional code):

Multi-channel setting

Dimensions	Ø 107 x H 112 mm
Light source	LED RGBW
Light source info	max
Wattage	12 W
Power supply	24 Vdc
Light source output	330 lm
System output	230 lm
System efficiency	19 lm/W
Electrical insulation class	Class III
IP rating	IP 65/67
Impact resistance rating	IK 10 (20 joules)
Diffuser contact temperature	$\leq 40^\circ\text{C}$
Norms	EN 60598-1 +2-13
Weight	0.7 kg
Conformity	CE UK CA

## CODE OPTIONS

### OPTIC

**standard** 30°

optional optics

**10** 10°

**54** 54°

# RGBW PASSUM UP 125 LED RGBW 12W

## 1462


### COMPONENTS

**PASSUM**  
Ø 125 IN-GROUND BOX




**1421**

**PASSUM UP**  
Ø 125 ALUMINIUM ROUND FLANGE




**1521**

**PASSUM UP**  
Ø 125 STAINLESS STEEL ROUND FLANGE



**1522**


**PASSUM UP**  
Ø 125 STAINLESS STEEL SQUARE FLANGE



**1523**

### ACCESSORIES

**ACCESSORIES**  
SIGNAL GENERATOR



**1181**

**ACCESSORIES**  
24V DRIVER - 24W



**1924**

**ACCESSORIES**  
24V DRIVER - 60W



**1925**

**ACCESSORIES**  
24V DRIVER - 150W



**1926**

### RGBW THE SERIES

