



Outdoor ground/wall recessed luminaire

Max. load pressure 2.300 kg (in-ground box + luminaire + covering flange together for drive-over use)

Material: low copper content die-cast aluminium

Diffuser: ultra-white transparent tempered glass

External 24V DC driver for parallel connection, compliant with EN 61347-2-13 Standard, to be ordered separately

Light source: 3 RGBW LEDs and a device to receive DMX standard 512 signal sent from the control unit 1181 or another compatible unit. The contained light source is intended for use in applications requiring high-quality coloured light

Adjustable optics $\pm 15^\circ$

Supplied with 0,5 m cable: signal + 24V

Up to 32 luminaires can be connected to each control unit

Finish with double painting (epoxy-based primer and polyester powder coating) after anti-corrosion treatments

On request versions (additional code):

Multi-channel setting

Dimensions	Ø 157 x H 129 mm
Light source	LED RGBW
Light source info	max
Wattage	25 W
Power supply	24 Vdc
Light source output	990 lm
System output	690 lm
System efficiency	28 lm/W
Electrical insulation class	Class III
IP rating	IP 65/67
Impact resistance rating	IK 10 (20 joules)
Diffuser contact temperature	$\leq 40^\circ\text{C}$
Norms	EN 60598-1 +2-13
Weight	1.4 kg
Conformity	CE UK CA

CODE OPTIONS

OPTIC

standard 30°

optional optics

10 10°


54 54°

RGBW PASSUM UP 180 LED RGBW 25W

1464


COMPONENTS

PASSUM
Ø 180 IN-GROUND BOX




1431

PASSUM UP
Ø 180 ALUMINIUM ROUND FLANGE



1531

PASSUM UP
Ø 180 STAINLESS STEEL ROUND FLANGE



1532


PASSUM UP
Ø 180 STAINLESS STEEL SQUARE FLANGE



1533

ACCESSORIES

ACCESSORIES
SIGNAL GENERATOR



1181

ACCESSORIES
24V DRIVER - 60W



1925

ACCESSORIES
24V DRIVER - 150W



1926

RGBW THE SERIES

