

Outdoor wall steplight luminaire

Minimum thickness for surface installation / Recessed installation flush with the wall using backbox optional accessory

Material: low copper content die-cast aluminium

Diffuser: ultra-white opal tempered glass

External 24V DC driver for parallel connection, compliant with EN 61347-2-13 Standard, to be ordered separately

Light source: LED unit

Rear single cable entry / Spacer optional accessory for side cable entry

Finish with double painting (epoxy-based primer and polyester powder coating) after anti-corrosion treatments


Dimensions	110 x 110 x 25 mm
Light source	LED
Wattage	6 W
Power supply	24 Vdc
Light source output	698 lm
System output	302 lm
System efficiency	50 lm/W
Color Rendering Index – CRI	80
LED energy class	F
LED lifetime	L70 B50 > 54.000 h
Standard Deviation Color Matching (SDCM)	MacAdam step 3
Electrical insulation class	Class III
IP rating	IP 65
Impact resistance rating	IK 08 (5 Joules)
Norms	EN 60598-1 +2-1
Weight	0.47 kg
Conformity	CE UK CA

CODE OPTIONS

FINISH		COLOUR TEMP.	
AG	ALUMINIUM GREY	3K	3000K
AN	ANTHRACITE	4K	4000K
BI	WHITE		


ACCESSORIES

STAMP  
SPACER




5351

STAMP  
FIXING BRACKET



5360

STAMP  
110 & GLASS – BACKBOX



5358

ACCESSORIES  
24V DRIVER – 24W



1924

ACCESSORIES  
24V DRIVER – 60W



1925