



Stem for wall installation

Material: extruded aluminium

Suitable for cable entry (max. 2 cables inside the wall stem)  
thanks to the 3 dedicated slots








Finish with double painting (epoxy-based primer and polyester  
powder coating) after anti-corrosion treatments

|            |                 |
|------------|-----------------|
| Dimensions | L 900 x Ø 25 mm |
| Weight     | 0.4 kg          |
| Conformity | CE UK<br>CA     |

# CLOCK STEM WALL 900

## 4682

### FIXTURES RELATED

|   |  |   |  |
|---|--|---|--|
|  <p><b>CLOCK</b><br/>80</p> <p><b>4661</b></p>       |  <p><b>CLOCK</b><br/>120</p> <p><b>4664</b></p>     |  <p><b>CLOCK</b><br/>120</p> <p><b>4665</b></p>      |  <p><b>RGBW CLOCK</b><br/>80</p> <p><b>1186</b></p> |
|  <p><b>RGBW CLOCK</b><br/>120</p> <p><b>1187</b></p> |  <p><b>CLOCK RGBW</b><br/>80</p> <p><b>1186</b></p> |  <p><b>CLOCK RGBW</b><br/>120</p> <p><b>1187</b></p> |  |

### CODE OPTIONS

#### FINISH

- AG** ALUMINIUM GREY
- AN** ANTHRACITE
- BR** BRONZE