

Outdoor ground/wall recessed luminaire

Max. load pressure 2.300 kg (in-ground box + luminaire + covering flange together for drive-over use)

Material: low copper content die-cast aluminium

Diffuser: ultra-white transparent tempered glass

Built-in driver

Light source: LED unit / Adjustable optics ±15°

Pre-wired with 0,5 m H07RN-F buriable cable (optional waterproof connections to be ordered separately - codes 1941-1942-1944)

Finish with double painting (epoxy-based primer and polyester powder coating) after anti-corrosion treatments

On request versions (additional code):
D Dimmable version

| | |
|--|---------------------------------|
| Dimensions | Ø 157 x H 129 mm |
| Light source | LED |
| Wattage | 11 W |
| Power supply | 220-240 V 50/60 Hz |
| Light source output | 1405 lm |
| System output | 1060 lm |
| System efficiency | 96 lm/W |
| Color Rendering Index – CRI | 80 |
| LED energy class | E (3000K), E (4000K), F (2700K) |
| LED lifetime | L80 B10 86.000 h |
| Standard Deviation Color Matching (SDCM) | MacAdam step 3 |
| Electrical insulation class | Class I |
| IP rating | IP 65/67 |
| Impact resistance rating | IK 10 (20 joules) |
| Diffuser contact temperature | ≤ 40°C |
| Norms | EN 60598-1 +2-13 |
| Weight | 1.4 kg |
| Conformity | CE UK CA |

CODE OPTIONS

COLOUR TEMP.

27K 2700K
3K 3000K
4K 4000K

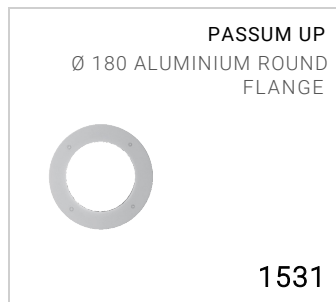
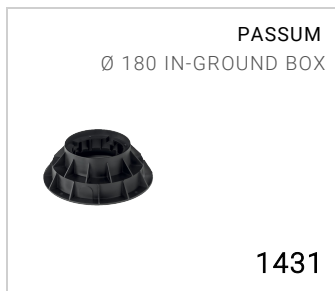
OPTIC

standard 38°
optional optics
18 18°
90 90°


PASSUM UP Ø 180 aluminium LED 11W

1432

COMPONENTS



ACCESSORIES



PASSUM UP THE SERIES

