

Outdoor ground/wall recessed luminaire

Max. load pressure 2.300 kg (in-ground box + luminaire + covering flange together for drive-over use)

Material: AISI 316L stainless steel

Diffuser: ultra-white transparent tempered glass

Built-in driver

Light source: LED unit / Adjustable optics ±15°

Pre-wired with 0,5 m H07RN-F buriable cable (optional waterproof connections to be ordered separately - codes 1941-1942-1944)

On request versions (additional code):

D Dimmable version

Dimensions	Ø 157 x H 129 mm
Light source	LED
Wattage	8 W
Power supply	100-240 V 50/60 Hz
Light source output	951 lm
System output	636 lm
System efficiency	80 lm/W
Color Rendering Index – CRI	80
LED energy class	E
LED lifetime	L80 B10 86.000 h
Standard Deviation Color Matching (SDCM)	MacAdam step 3
Electrical insulation class	Class I
IP rating	IP 65/67
Impact resistance rating	IK 10 (20 joules)
Norms	EN 60598-1 +2-13
Weight	1.5 kg
Conformity	CE UK CA

CODE OPTIONS

COLOUR TEMP.

27K 2700K
3K 3000K
4K 4000K


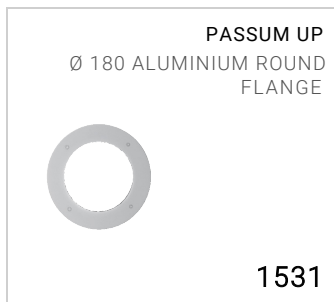
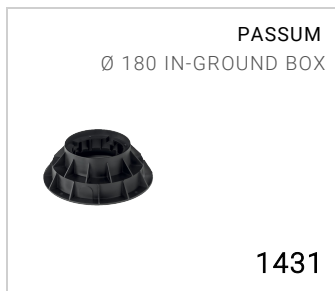
OPTIC

standard 38°
optional optics
18 18°
90 90°


PASSUM UP Ø 180 stainless steel LED 8W

1497

COMPONENTS



ACCESSORIES



PASSUM UP THE SERIES

