



Outdoor ground/wall/ceiling recessed luminaire

Material: housing and covering ring in anodized anticorrosive aluminium for OS and ON finishes; housing in anodized anticorrosive aluminium and covering ring in AISI 316L stainless steel for IN finish

Diffuser: ultra-white opal tempered glass

External CC (constant current) 350 mA driver for series connection, compliant with EN 61347-2-13 Standard, to be ordered separately

Light source: constant current LED module

Supplied with 1,5 m cable

Finish: anodization for OS and ON versions; satin finish for IN version

On request versions (additional code):

**MT7** 7 m cable length

Dimensions	<b>Ø 35 x H 81 mm</b>
Light source	<b>LED</b>
Wattage	<b>2 W</b>
Power supply	<b>350 mA</b>
Light source output	<b>116 lm</b>
System output	<b>13 lm</b>
System efficiency	<b>7 lm/W</b>
Color Rendering Index – CRI	<b>80</b>
LED energy class	<b>F</b>
Electrical insulation class	<b>Class III</b>
IP rating	<b>IP 65/67</b>
Impact resistance rating	<b>IK 08 (5 Joules)</b>
Diffuser contact temperature	<b>≤ 40°C</b>
Norms	<b>EN 60598-1 +2-13</b>
Weight	<b>0.15 kg</b>
Conformity	<b>CE UK CA</b>

## CODE OPTIONS

### FINISH


**OS** NATURAL ANODIZATION  
**ON** BLACK ANODIZATION  
**IN** STAINLESS STEEL

### COLOUR TEMP.

**27K** 2700K  
**3K** 3000K  
**4K** 4000K


ACCESSORIES

**DART**  
Ø 35-40 CYLINDRICAL  
RECESSED BOX




**1631**

**DART**  
Ø 35-40 RECESSED BOX




**1632**

**DART**  
Ø 35 CLIP




**1630**

**ACCESSORIES**  
CC 350 MA DRIVER – 3,6W



**1975**

**ACCESSORIES**  
CC 350 MA DRIVER – 14W



**1976**