









PWM-Treiber, Konstanzspannung mit Frequenz von 1.47 kHz
INPUT 220-240V / OUTPUT 24V DC

Wattleistung	40 W
Stromversorgung	24 Vdc
Schutzart IP	IP 67
Gewicht	0.49 kg
Konformität	CE UK CA

FIXTURES RELATED

<p>PASSUM UP Ø 70 ALUMINIUM</p> <p>1412</p>	<p>PASSUM UP Ø 70 ALUMINIUM</p> <p>1413</p>	<p>PASSUM UP Ø 70 EDELSTAHL</p> <p>1491</p>	<p>PASSUM SIDEWARDS Ø 70 ALUMINIUM</p> <p>1415</p>
<p>PASSUM SIDEWARDS Ø 70 ALUMINIUM</p> <p>1416</p>	<p>PASSUM UP Ø 70 EDELSTAHL</p> <p>1494</p>	<p>PASSUM SIDEWARDS Ø 70 EDELSTAHL</p> <p>1481</p>	<p>PASSUM SIDEWARDS Ø 70 EDELSTAHL</p> <p>1484</p>
<p>PASSUM DOWNLIGHT Ø 70</p> <p>1470</p>	<p>SQUEEZE UP 59</p> <p>1451</p>	<p>SQUEEZE 77 1X70°</p> <p>1453</p>	<p>SQUEEZE 77 2X70°</p> <p>1454</p>
<p>SQUEEZE 77 4X70°</p> <p>1455</p>	<p>SQUEEZE 180 1X70°</p> <p>1457</p>	<p>SQUEEZE 180 2X70°</p> <p>1458</p>	<p>SQUEEZE 180 4X70°</p> <p>1459</p>
<p>DART Ø 35</p> <p>1634</p>	<p>DART Ø 35 OPAL</p> <p>1636</p>	<p>DART Ø 55 - 24V</p> <p>1654</p>	<p>DART Ø 55 OPAL - 24V</p> <p>1656</p>
<p>DART SIDE Ø 40 1X</p> <p>1641</p>	<p>DART SIDE Ø 40 2X</p> <p>1643</p>	<p>DART SIDE Ø 60 1X - 24V</p> <p>1662</p>	<p>DART SIDE Ø 60 2X - 24V</p> <p>1664</p>



<p>DART SPOT Ø 27</p>  <p>1613</p>	<p>DART SPOT Ø 30</p>  <p>1615</p>	<p>DART SPOT Ø 46</p>  <p>1617</p>	<p>DART SPOT Ø 49</p>  <p>1619</p>
<p>DART STEM Ø 30 H 350</p>  <p>1671</p>	<p>DART STEM Ø 30 H 650</p>  <p>1672</p>	<p>DART STEM Ø 49 H 500</p>  <p>1683</p>	<p>DART STEM Ø 49 H 900</p>  <p>1684</p>